

Welcome
to
Dallas County
ReCAST



ReCAST

Resiliency in **C**ommunities **A**fter **S**tress and **T**rauma

Other ReCAST Communities:

Oakland, Chicago, Baltimore, Flint, Minneapolis, St. Louis, Bexar County, Milwaukee, and **Baton Rouge**



History & Purpose of ReCAST grants

The grants promote **resilience** and **equity** through applying **evidence-based**, violence **prevention**, and community youth **engagement** programs. The grants will also help promote access to trauma-informed behavioral health services.



Why Dallas County?

- Multiple qualifying events in the last few years
 - July 7, 2016 (Downtown vigil/rally against police brutality led to attack on police officers)
 - Death of Jordan Edwards by Balch Springs PD
 - Attack on Dallas-Fire Rescue Paramedic
 - Community College Shooting
- These events impacted our communities, students, first responders, health systems



What is the Dallas County ReCAST Project?

- Dallas County **ReJuvenATE**
- Revitalize Juveniles through Acknowledgement, Training, and Empowerment
- Two year project in partnership with local communities



The Dallas County Model

Area of Impact:

75224, 75232, 75237

Characteristics:

Majority-Minority zip codes
30% of households below the FPL
High number of single parent households
Low health insurance rates
Low education levels

- Training based outreach
- Individuals that come in contact with youth and their families before, during, and after trauma
- First responders, health professionals, educators and community based organizations



Community Partnerships

- **Community Based Organizations**
- **Education Institutions**
- **Government**
- **Healthcare Organizations**
- **Law Enforcement**
- **Philanthropic Organizations**
- **Religious Groups**
- **Youth Organizations**

- **Help us magnify the reach of the project throughout Dallas County**
- **Attend trainings, be active participants**
- **Assist with feedback for the Community Needs Assessment**
- **Make your organizational resources available to the project**
- **Provide feedback to project staff**



Developing a Community Strategic Plan

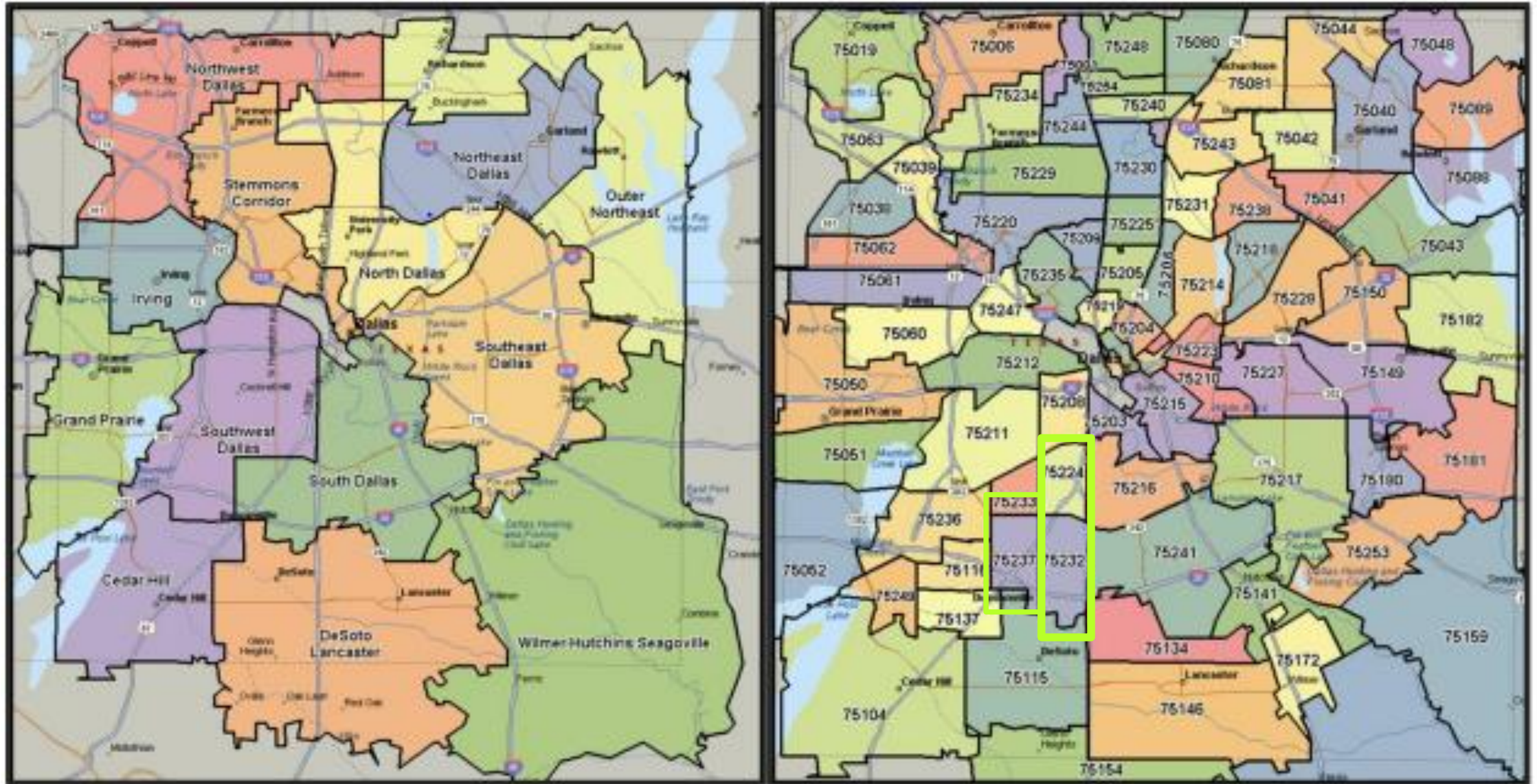
- Based on the community needs assessment
- Collaborative effort with project leadership, project partners and impacted communities.
- Building a better community through effective communication, collaboration, accountability and transparency.
- Planning and implementing culturally and linguistically appropriate trainings to develop sustainable community resources.



The Community Needs Assessment



Figure 1. Dallas County Service Areas and ZIP Codes



Demographic Distribution

	United States	Texas	Dallas County	75224	75232	75237
<u>Age & Sex</u>						
Females	50.8%	50.4%	50.8%	50.5%	52.4%	59.1%
Under 18	22.9%	26.3%	26.7%	31.3%	25.4%	30.8%
65 and over	14.9%	11.7%	9.9%	7.3%	15.1%	5.9%
<u>Race & Ethnicity</u>						
White (not Hispanic or Latino)	61.6%	43.0%	30.6%	8.7%	5.3%	3.0%
Black or African American	13.3%	12.5%	23.1%	25.1%	65.2%	79.8%
Hispanic or Latino	17.6%	38.8%	39.5%	63.7%	29.0%	15.1%
Language other than English @ home	21.0%	35.0%	41.7%	59.1%	21.8%	23.0%
Linguistic Isolation	4.5%	7.9%	11.1%	16.9%	10.4%	6.0%



Socio-Economic Status

	US	Texas	Dallas	75224	75232	75237
<u>Income & Poverty</u>						
Unemployment	4.4%	7.0%	7.6%	10.4%	11.2%	13.1%
Median household income	\$ 53,889	\$ 53,207	\$ 50,270	\$ 35,547	\$ 34,105	\$ 27,742
Per-Capita Income	\$ 28,930	\$ 26,999	\$ 27,605	\$ 15,016	\$ 16,272	\$ 14,316
People living below poverty level	15.5%	17.3%	19.3%	30.8%	30.7%	30.2%
Children living below poverty level	21.7%	24.7%	29.3%	42.3%	47.9%	42.1%
<u>Housing</u>						
Single-Parent Households	33.7%	33.3%	38.9%	47.6%	60.8%	75.8%
Homeownership	56.0%	55.2%	46.8%	46.5%	55.9%	12.2%
Median value of owner-occupied housing	\$ 178,600	\$ 136,000	\$ 132,700	\$ 98,475	\$ 106,523	\$ 116,955
Renters spending 30% or more of income on rent	51.8%	48.4%	48.2%	62.2%	66.3%	60.4%



Discipline Reason and incidents 2014-2015

Juvenile Delinquency Incident Rate per 10,000 Enrolled Students in Dallas County

- Possession/Selling Controlled Substance: 56.9
- Felony Controlled Substance Violation: 0.9
- Possession Alcoholic Beverage: 4.3
- Possession Tobacco Products 6.2
- Possession - Gun, Knife, or other Weapon: 0.5
- Assault of School Employee/Volunteer: 2.7
- Assault against someone other than School Employee/Volunteer: 7.2
- School Related Gang Violence: 4.3



Metrocare Data : The Lead Mental Health Care Provider in Dallas County (2016 visits)

Age groups	75224	75232	75237	Total
1-4 Years	278	205	162	645
5-9 Years	323	274	158	755
10-14 Years	317	246	188	751
				2151
15-17 Years	144	144	69	357
18-19 Years	66	83	50	199
20-24 Years	159	185	180	524
				1080
25-29 Years	176	226	168	570
30-34 Years	160	160	137	457
35-39 Years	140	200	144	484
				1511
40-44 Years	127	134	127	388
45-49 Years	111	147	74	332
50-54 Years	109	121	147	377
55-59 Years	120	141	80	341
60-64 Years	118	85	55	258
				1696
65-69 Years	84	133	26	243
70-74 Years	47	69	9	125
75-79 Years	41	63	8	112
80-84 Years	33	38	2	73
85-89 Years	17	28	4	49
				602



Metrocare Health Services Used By Youth

In 2016 (75224, 75232, 75237)

- Total 645 hospital visits by 10-14 yrs, 357 by 15-17 yrs and 199 by 18-19 yrs old residents in all three zip codes.
- Total 542 males and 336 females enrolled in 5th grade used Psychological & Social Services.
- Total 331 males and 344 females enrolled in 6th grade used Psychological & Social Services.
- Similarly, 805 7th graders and 696 8th graders used Psychological & Social Services.
- Highschool data suggest 971 (9th graders), 618 (10 graders), 395 (11 graders) and 435 (12 graders) used services in 2016



Referrals to Juvenile Justice Department 2015-2017 (75224, 75232, 75237)

Sex	2015	2016	2017	Total
Male	113	77	104	294
Female	37	37	46	120
Race	2015	2016	2017	Total
Black	111	85	104	300
Hispanic	37	26	44	107
White	2	3	2	7
Age	2015	2016	2017	Total
10	0	0	2	2
11	5	5	1	11
12	8	5	9	22
13	11	15	18	44
14	35	20	32	87
15	40	34	28	102
16	48	29	52	129
17	3	6	7	16
18	0	0	1	1



Offenses of Referrals to Juvenile Justice Department 2015-2017 (75224, 75232, 75237)

Offenses	2015	2016	2017	Total
Felony (Violent)	24	23	44	91
Felony (Non-Violent)	23	40	28	91
Misdemeanor / Contempt	94	54	74	212
Violation of Probation	24	30	27	81
VIOL OF COURT ORDER - NEW OFFENSE	2	0	0	2
VIOL OF COURT ORDER - TECHNICAL	22	30	26	78
VIOL OF COURT ORDER (DET SENT PROB) - TECHNICAL	0	0	1	1
CINS	43	39	52	134
Other	23	20	35	78
ADMINISTRATIVE HOLD	0	1	0	1
BENCH WARRANT	3	2	1	6
DIRECTIVE TO APPREHEND/WARRANT	6	6	21	33
FAILURE TO APPEAR IN JUVENILE COURT	3	3	0	6
NOT SPECIFIED	0	0	2	2
OUT OF COUNTY WARRANT	0	0	1	1
OUT OF STATE-JUV WARRANT	0	1	0	1
REFEREE ORDER	10	4	3	17
VIOLATIONS OF CONDITIONS OF RELEASE (VCR)	1	3	7	11



Disparities in Youth

- No gender disparities observed in youth.
- More visits by 7th to 9th grade youth.
- Hispanic population used services more than others.
- African American population was second highest user of services.
- Juvenile Justice department data shows African American youth with highest number of enrollment.
- Youth from low socio economic status were less likely to seek help related to trauma, stress and academic difficulties.
- Youth in Dallas County have more Juvenile Delinquency Incident Rate per 10,000 Enrolled Students

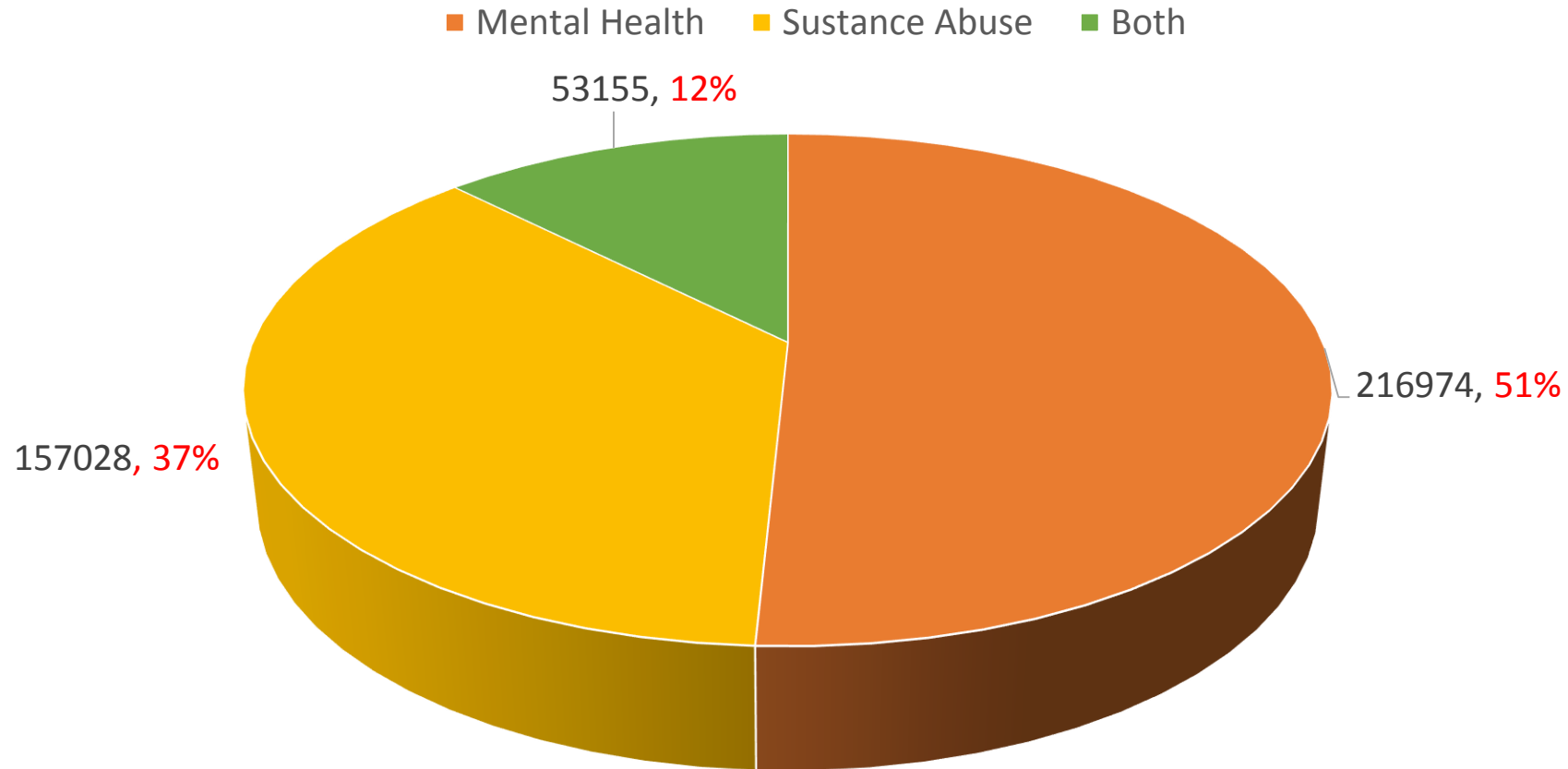


Substance Abuse in Adults (2015)

- Alcohol related death rate (per 100, 000): 6.1 (higher than 5.4 in 2014)
- Drug related death rate (per 100,000): 14.1 (higher than 10.5 in 2014)
- Blood alcohol content driving fatalities (237 in 2015)increasing since 2011



Dallas County Mental Health and Substance Misuse Intersection (2016 Data)



Behavior Health Visits in Dallas County 2016



Dallas County Mental Health and Substance Misuse

Characteristics of Patients with Mental Health or Substance Abuse issues in Dallas County 2016

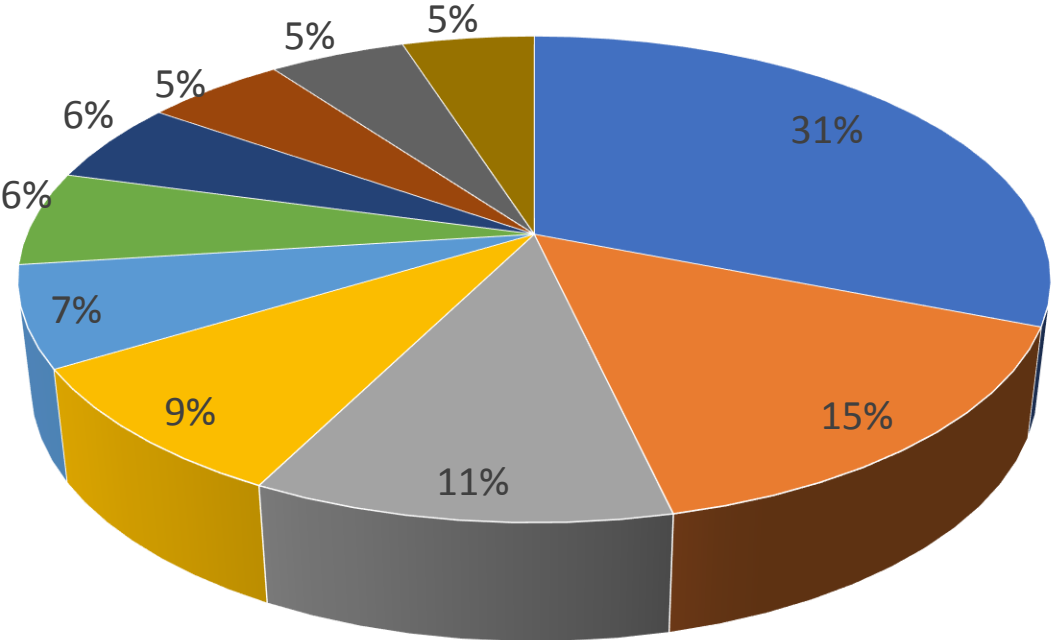
Total Cases (N)	427157	
Charges (Dollars; Average Charges Filed)	17953	
Gender (N, %)		
Females	50102	48.93
Males	41955	40.97
X	10336	10.09
Admission Type (N, %)		
Outpatients	74811	73.06
Inpatients	27582	26.94
Discharge Status (N, %)		
Discharged to Home	86331	84.31
Discharged/Transfer	12070	11.79
Still Patient or Expected to Return	809	0.79
Unknown	598	0.58
Left Against Medic	1241	1.21
Expired	639	0.62
Hospice - home	375	0.37
Hospice – medical facility	253	0.25
Admitted as an Inpatient	77	0.08

Top 10 diagnosed diseases after discharge were chest pain, urinary tract infection, septicemia, hypertension, congestive heart failure, headache, obstructive chronic bronchitis with (acute) exacerbation, abdominal pain, depressive disorder, and anxiety state



Patient Migration (2016 Data)

Top 10 Hospitals with BH patients visits in 2016



- Parkland Health & Hospital
- Baylor University Medical
- Texas Health Presbyterian
- UTSW MedicalCenter Univer
- Baylor MedicalCenter at I
- Baylor MedicalCenter at G
- Methodist Charlton Medical
- Medical City Dallas
- Green Oaks Hospital
- Methodist Dallas Medical C

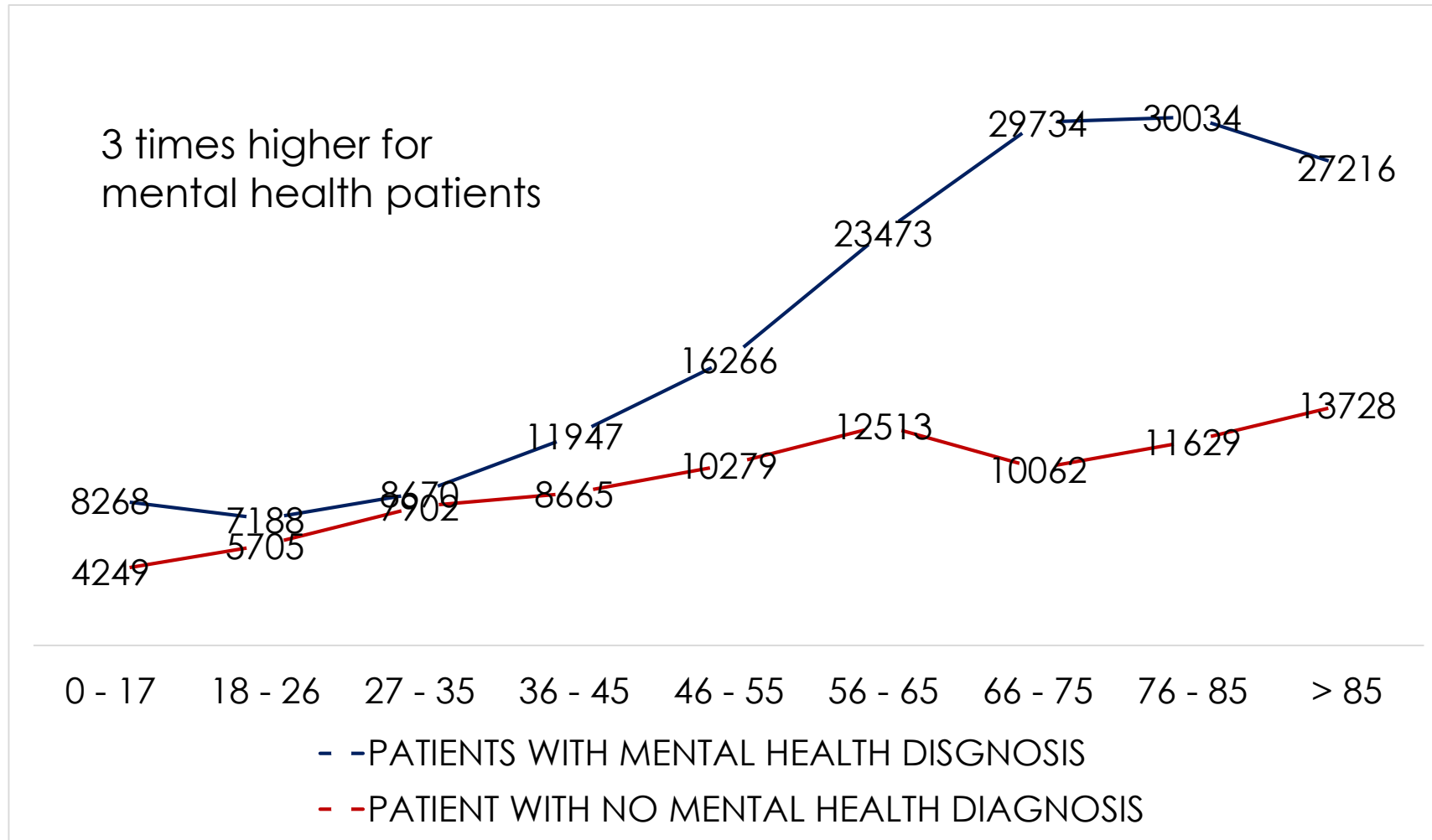


Community Data

Indicators	Dallas	TX Value
Age-Adjusted Death Rate Due to Suicide (deaths per 100,000 population; 2014)	10.4	11.6
Homicides (per 100,000 population; 2015)	8	6
Violent crime (2014)	466	422
Depression in Medicare Population (2015)	18.2%	17.0%
Frequent Mental Distress (2015)	10.7%	10.0%
Poor Mental Health days (2015)	3.2	3.0
Drug Overdose Deaths (2014)	11%	9%
Injury deaths (2014)	51	54
Physical environment (aggregate parameters 2015 data)	236	NA
Severe housing problems (2015)	22%	18%
Pollution (2016)	9.9	9.6
Long Commute to work-driving alone (2014)	40%	35%
Food Environment Index (2015)	6.00	6.4
Access to exercise (2015)	98%	84%
Adult Obesity (2015)	28%	28%
Physical Inactivity (2014)	25%	24%



Mental Health Treatment Cost (2016)



Listed Resources in 75224, 75232, 75237

- One hospital close to these zip codes
- One Mental Health service provider
- One senior center
- One pregnancy and infant service
- After-school mentorship program offered in 3 school districts
- Prevention program for youth exposed to community violence
- Parent-skills training program offered in some neighborhoods by health and human services agency
- Information and Referral system
- Juvenile/Adolescent Resources
- Juvenile/Adolescent Treatment Programs
- Red Bird Education Programs (75237)
- Southern Area Behavioral (75237)
- Phases Counseling & mental Health Services (75232)



Lack of Resources in 75224, 75232, 75237

- culturally appropriate adults education and support.
- family based education on teen pregnancy (higher in Hispanics).
- community clinics for chronic diseases management and health education.
- full service and support providers.
- senior centers only in 2 zip codes (one in each)
- Hispanic community clinic



Project Partners

- The Dallas County
- The City of Dallas
- Dallas County Juvenile Dept.
- Dallas Police Department
- Metrocare and the North Texas Behavioral Health Authority
- UTSW
- UNT Dallas – Caruth Police Institute
- Dallas Independent School District
- Dallas Fort Worth Hospital Council and Foundation



Faith based organizations in/around 75224, 75232, 75237

- Local churches: 15 in 75224, 16 in 75232 and 15 in 75237
- Dallas Faith Forward Coalition (Healing and Peace)
- Interfaith Network Dallas- First United Methodist Church (advocacy, violence prevention and social transformation in diversified community)
- DFW Faith Health Partnered Congregations (Health improvement efforts)



Community Meetings for the Needs Assessment

- Presentation and meeting with DFW Faith Health Partnered Congregations at Baylor Medical Center Downtown Dallas- **Friday, Feb. 16th from 10:30am-1:00pm.**
- Presentation and data sharing with stakeholders and community partners **Wednesday, February 21, 2018 2:00 PM-3:30 PM** 2121 Panoramic Circle, 2nd Floor, EOC, TX 75212.
- Meeting with the leadership of First United Methodist Church- Dallas Inter Faith Network activities and community awareness efforts **Tuesday, Feb. 27 at 2:30pm-3:30 PM.**



Community/ institutional strengths in 75224, 75232, 75237

- The Dallas afterschool
- The senior-source
- The community council
- Prism health
- Workforce solutions greater Dallas
- Neighbor up Dallas
- Dallas Police Department
- BSW health and wellness center and Faith in Action Initiatives
- Children's health system; UTSW; Parkland Health; Methodist Health; Medical City; THR
- Momentous Institute – Provider/Research
- Metrocare and the North Texas Behavioral Health Authority
- NAMI Dallas
- Dallas Area Rapid Transport system
- Food Bank
- Los Barrios Unidos Community Clinic (LBUCC) in 75212



Weaknesses

- Lack of coordination
- Lack of effective communication
- Lack of youth engagement in community initiatives
- Lack of mental health screening and prevention program
- Limited funding for sustainable programs
- Specialized services for specific difficulties
- Health care coverage restrictions
- Lack of employer support
- Out of work Policy issues
- Lack of neighborhood associations



Suggested Strategies: Community Input

- **Collaborative Community Based Efforts** - with local partners and faith-based organizations to address communication issue in youth and specific disparities associated with trauma and mental health.
- **Capacity and Access**- Improve access to trauma and stress care by integrating with primary, specialty care and community support.
- **Education and Training** – Providing Mental Health First Aid training to community health workers and parents to serve as a sustainable resource in local communities for prevention and early detection. Addressing Stigma issue.
- **Care Coordination**- Organized culturally competent and equitable trauma care activities and sharing of information across all care participants.



Together we can make a difference



Thanks from Team Dallas ReCAST

